



## Coronavirus Disease 2019 (COVID-19)

Updated August 7, 2020

**Case update schedule:** Daily case updates are now being published as soon as data is prepared, with charts and other reports appearing afterward as they become available.



The national Centers for Disease Control and Prevention (CDC) and the Mississippi State Department of Health continue to closely monitor the outbreak of respiratory illnesses caused by the novel (new) coronavirus COVID-19, and are working to limit the spread of cases nationally and in Mississippi. MSDH is actively working with doctors and hospitals to quickly identify cases and respond effectively to limit this outbreak.



**Home isolation is mandatory if you have tested positive for COVID-19** by [order of the State Health Officer](#). If you have been in contact with someone who has COVID-19, quarantine is also important to protect others.

▶ **What you should do**

If you are awaiting results of **routine testing** not related to exposure, you may [return to work](#) and follow the safety guidance of your employer.

**Face coverings are required** by order of the Governor for all Mississippians in [schools](#), businesses and indoor public spaces, and in outdoor public spaces where consistent social distancing is not possible. [Details and exceptions »](#)

**Mask and social distancing requirements for eight new counties:** Thirty-seven counties have now been ordered by the Governor to observe stricter limits on gathering sizes, social distance in businesses, and other safety measures to control the high local rates of COVID-19. [Full details »](#)

**Guide to Executive Orders:** A handy summary of COVID-19 Executive Orders from the Governor, organized by who and what they apply to (Updated July 27). [View the guide »](#)

**Report a restaurant not following COVID-19 safety orders:** E-mail the details to [food@msdh.ms.gov](mailto:food@msdh.ms.gov)

## Healthcare Professionals

Guidance and more →

- ▶ [MSDH guidance](#)
- ▶ [Specimens](#)

- ▶ [Lab dropoff](#)
- ▶ [CDC guidance](#)
- ▶ [MS-HAN Alerts](#)

---

## [ALL HEALTHCARE](#)

### Current Cases and Statistics

County and state data →

- ▶ [Current cases and deaths](#)
- ▶ [County data summaries](#)
- ▶ [Data charts and map](#)
- ▶ [Long-term care facilities](#)
- ▶ [Lab testing](#)
- ▶ [Recoveries](#)

---

## [ALL STATISTICS](#)

### Prevention, Safety and Testing

Personal and community →

- ▶ [Personal protection](#)
- ▶ [Business and community](#)
- ▶ [Gatherings and events](#)
- ▶ [State agencies](#)
- ▶ [Find COVID-19 testing](#)
- ▶ [After you get tested](#)

---

## [ALL PREVENTION](#)

Mississippi Coronavirus Hotline (7 days a week, 7 a.m.–7 p.m.): **877-978-6453**

Hard of hearing? Dial 711 for assistance.

---

## General Information

- ▶ [Overview, questions and answers, handouts, and information in other languages](#)

---

## COVID-19 in Mississippi

## New Cases and Deaths as of August 6

### NEW CASES

**1,036**

New COVID-19 positive test results reported to MSDH as of 6 p.m. yesterday.

### NEW DEATHS

**23**

New COVID-19 related deaths reported to MSDH as of 6 p.m. yesterday.

County	Total
Attala	1
Desoto	2
Hinds	1
Lafayette	1
Lee	1
Lowndes	2
Madison	1
Marion	1
Monroe	1
Oktibbeha	1
Pike	1
Prentiss	1
Sharkey	1
Stone	1
Sunflower	1
Union	1
Warren	1
Washington	3
Winston	1

### LTC OUTBREAKS

**174**

Current outbreaks in long-term care facilities only. (See [LTC facility outbreak definition.](#))

**About our case counts:** We currently update our case totals each day based on test results from the previous day. Outside laboratories also report positive test results to us, which are included in our totals. Repeated tests for the same individual are counted only once. County case numbers and deaths may change as investigation finds new or additional information.

## County COVID-19 Data

### Race and Ethnicity

- ▶ [Total COVID-19 cases and deaths by county, race and ethnicity](#) PDF  
Current and past data tables, updated daily

### Trends and Data for Individual Counties

- ▶ [Weekly COVID-19 summaries for each Mississippi county](#)

### Cumulative Cases and Deaths by County

Totals of all reported COVID-19 cases for 2020, including those in long-term care (LTC) facilities.

**The numbers in this table are provisional.** County case numbers and deaths may change as investigation finds new or additional information. The data provided below is the most current available.

County	Total Cases	Total Deaths	Total LTC Facility Cases	Total LTC Facility Deaths
<a href="#">Adams</a>	610	25	46	12
<a href="#">Alcorn</a>	397	5	1	1
<a href="#">Amite</a>	225	6	13	2
<a href="#">Attala</a>	515	25	89	20
<a href="#">Benton</a>	142	0	1	0
<a href="#">Bolivar</a>	1093	33	47	9
<a href="#">Calhoun</a>	407	9	23	4
<a href="#">Carroll</a>	260	11	45	9
<a href="#">Chickasaw</a>	450	19	35	11
<a href="#">Choctaw</a>	131	4	0	0
<a href="#">Claiborne</a>	398	13	43	9
<a href="#">Clarke</a>	325	25	19	9
<a href="#">Clay</a>	392	14	2	1
<a href="#">Coahoma</a>	715	11	33	2
<a href="#">Copiah</a>	945	28	30	4
<a href="#">Covington</a>	610	13	4	1
<a href="#">De Soto</a>	3574	30	44	7
<b>Total</b>	<b>65,436</b>	<b>1,848</b>	<b>3,889</b>	<b>810</b>

County	Total Cases	Total Deaths	Total LTC Facility Cases	Total LTC Facility Deaths
Forrest	1758	55	101	32
Franklin	119	2	3	1
George	549	4	1	0
Greene	236	11	35	6
Grenada	838	21	76	12
Hancock	373	14	8	4
Harrison	2406	35	141	15
Hinds	5544	117	265	52
Holmes	873	48	97	20
Humphreys	283	11	19	6
Issaquena	25	1	0	0
Itawamba	348	10	34	7
Jackson	2225	42	68	7
Jasper	381	9	1	0
Jefferson	194	6	8	1
Jefferson Davis	228	6	3	1
Jones	1850	58	169	35
Kemper	227	14	38	9
Lafayette	956	15	84	12
Lamar	1192	14	4	2
Lauderdale	1397	90	205	56
Lawrence	312	7	13	0
Leake	786	25	4	0
Lee	1383	33	83	15
Leflore	907	62	184	42
Lincoln	796	41	119	28
Lowndes	1058	37	71	20
Madison	2396	64	180	32
Marion	643	20	15	2
Marshall	674	9	14	1
Monroe	769	52	146	43
Montgomery	315	3	0	0
Neshoba	1284	92	108	35
<b>Total</b>	<b>65,436</b>	<b>1,848</b>	<b>3,889</b>	<b>810</b>

County	Total Cases	Total Deaths	Total LTC Facility Cases	Total LTC Facility Deaths
Newton	537	11	7	1
Noxubee	448	11	16	3
Oktibbeha	1096	38	176	25
Panola	1026	12	7	1
Pearl River	529	37	57	15
Perry	223	7	0	0
Pike	896	35	72	17
Pontotoc	809	8	5	1
Prentiss	403	10	25	3
Quitman	252	1	0	0
Rankin	2251	32	96	10
Scott	995	20	15	3
Sharkey	194	4	12	2
Simpson	786	30	32	14
Smith	397	13	54	8
Stone	186	4	4	2
Sunflower	992	24	13	3
Tallahatchie	522	10	7	2
Tate	705	27	33	12
Tippah	342	13	0	0
Tishomingo	363	5	30	0
Tunica	322	6	12	2
Union	601	16	26	8
Walthall	491	19	65	9
Warren	1033	32	94	15
Washington	1606	40	46	13
Wayne	753	21	57	10
Webster	225	12	52	11
Wilkinson	201	13	8	3
Winston	611	16	40	11
Yalobusha	312	10	35	7
Yazoo	815	12	21	2
<b>Total</b>	<b>65,436</b>	<b>1,848</b>	<b>3,889</b>	<b>810</b>

## Case Classifications

Mississippi investigates and reports both probable and confirmed cases and deaths according to the [CSTE case definition](#).

	Confirmed	Probable	Total
Cases	64,295	1,141	<b>65,436</b>
Deaths	1,793	55	<b>1,848</b>

Confirmed cases and deaths are generally determined by positive PCR tests, which detect the presence of ongoing coronavirus infection.

Probable cases are those who test positive by other testing methods such as antibody or antigen, and have recent symptoms consistent with COVID-19, indicating a recent infection.

Probable deaths are those individuals with a designation of COVID-19 as a cause of death on the death certificate, but where no confirmatory testing was performed.

## Long-Term Care Facility Cases and Outbreaks

Based on updated national guidelines, the MSDH Office of Epidemiology has modified the definition of COVID-19 outbreaks in Long-Term Care Facilities (LTCF). Beginning August 1, 2020, a single case of COVID-19 in only one employee or staff member will no longer constitute an outbreak.

**Updated COVID-19 outbreak definition in LTCFs:** A single confirmed COVID-19 infection in an LTCF resident, or more than one COVID-19 infection in employees or staff in a 14-day period.

This change will affect the number of outbreaks reported in long-term care facilities from August 1 forward. One case of COVID-19 in an employee of a LTCF will still prompt an investigation by MSDH.

Long-term care (LTC) facilities like nursing homes are considered high risk locations because their residents are older or in poor health. We investigate residents, staff and close contacts of infected individuals for possible exposure. Residential care facilities also represent group living facilities where COVID-19 can be easily spread.

▶ [Mississippi COVID-19 cases and deaths in long-term care facilities](#) PDF

Long-term care facilities include nursing homes, personal care homes, assisted living homes, and intermediate care facilities for individuals with intellectual disability (ICF-IID)

▶ [Mississippi COVID-19 cases and deaths in residential care facilities](#) PDF

Residential care facilities include psychiatric or chemical dependency residential treatment centers and long-term acute care facilities.

## Active Outbreaks

The table of active outbreaks lists all facilities that have reported a current COVID-19 outbreak. Resident and employee totals are for those cases associated with the current outbreak **only**. The reported deaths are those which have occurred only among the cases in the current outbreak.

▶ [Mississippi long-term care facilities with active COVID-19 outbreaks](#) PDF

As of August 7, 2020

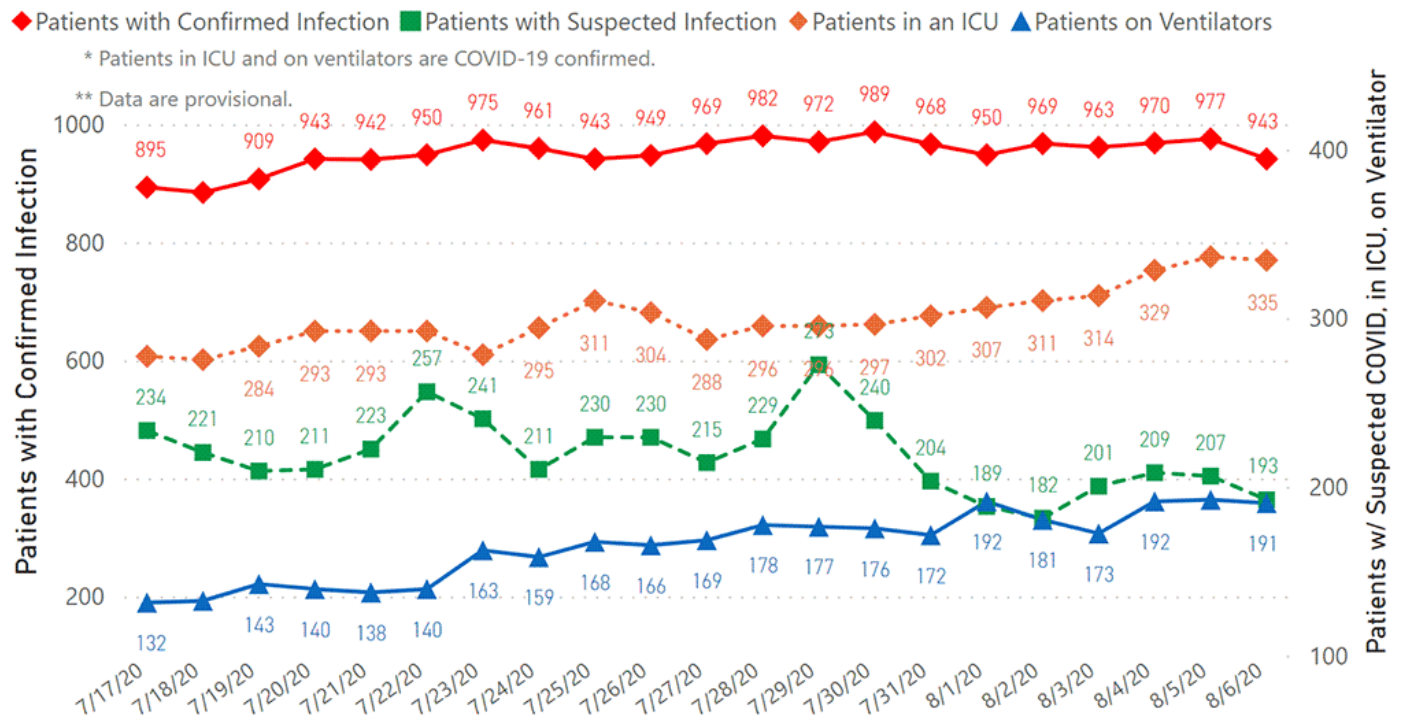
# Mississippi COVID-19 Data Charts and Map

All data reports below are updated as they become available. Updates are made daily except where noted.

## Hospitalizations and Bed Availability

- ▶ [Interactive chart of hospitalizations by date](#)
- ▶ **NEW:** [Interactive chart of local and state hospital bed availability](#)
- ▶ [Daily hospital capacity reports](#)

### COVID-19 Hospitalizations Reported by MS Hospitals, 7/7/20-8/6/20 \*\*, \*\*



## Cases and Deaths Data Charts

Our state case map and other data charts are also available in interactive form.

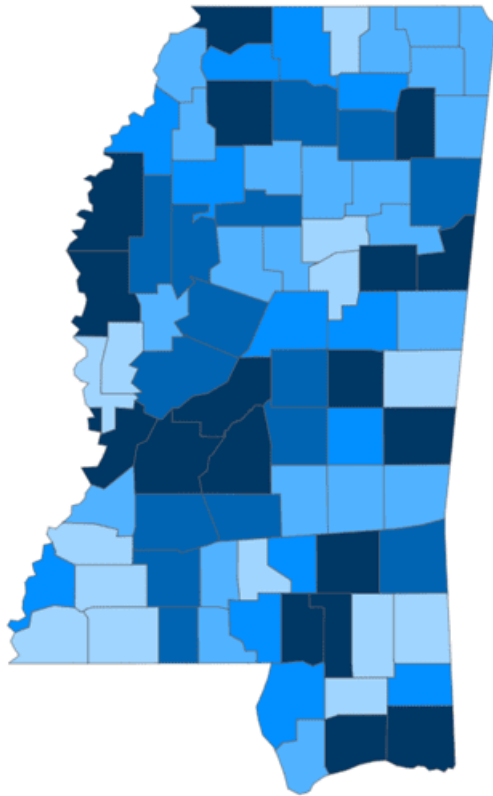
- ▶ [View interactive map](#)
- ▶ [View interactive epidemiological trend and syndromic surveillance](#)

The charts below are based on available data at the time of publication. Charts do **not** include cases where insufficient details of the case are known.



Mississippi COVID-19  
Cases and Deaths by Race with Ethnicity  
as of 6 pm CT, August 6, 2020

Total Cases  
**65,436**



● 1 to 250 ● 251 to 500 ● 501 to 750 ● 751 to 1000 ● >1000

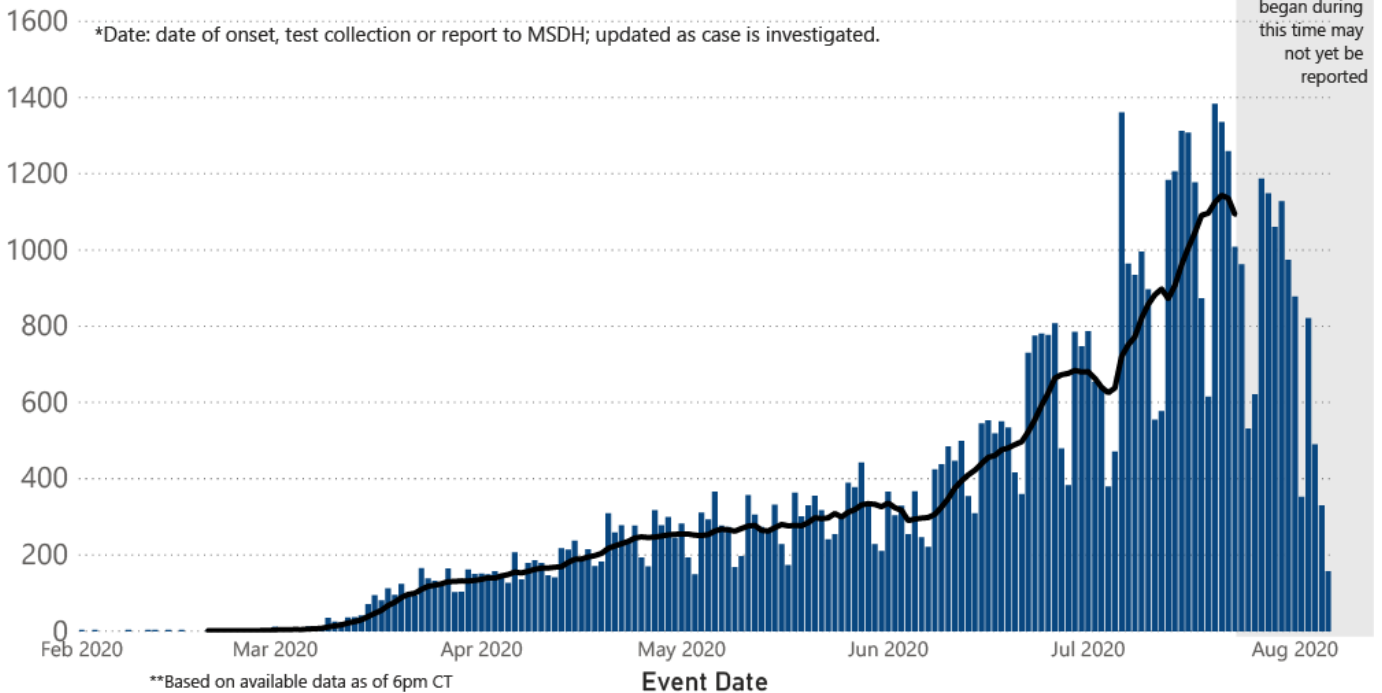
	American Indian or Alaska Native	Asian	Black	White	Other	Unknown
Non Hispanic	445	170	21,867	15,873	754	249
Hispanic	13	8	76	569	1,402	78
Unknown Ethnicity	768	45	5,656	4,344	4,353	8,766

Total Deaths  
**1,848**

	American Indian or Alaska Native	Asian	Black	White	Other	Unknown
Non Hispanic	61	0	837	712	10	0
Hispanic	1	0	2	13	10	1
Unknown Ethnicity	18	1	68	75	14	25

COVID-19 Cases by Date\* through August 6, 2020\*\*, Mississippi

● Cases — 7 Day Average



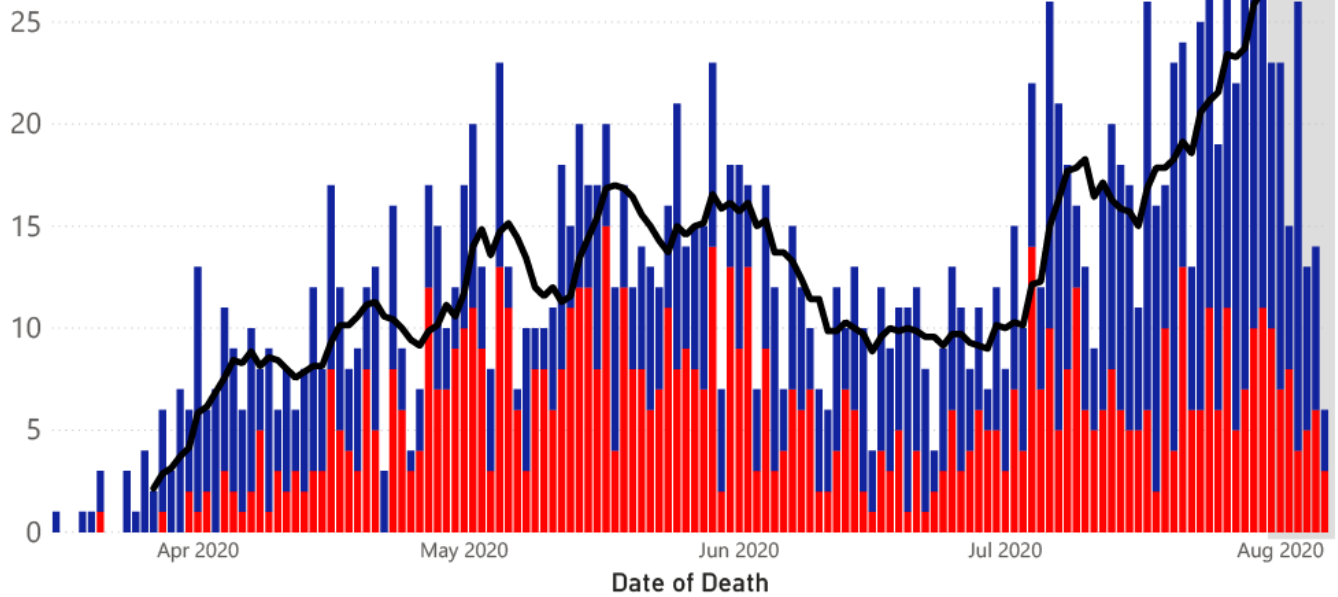
\*\*Based on available data as of 6pm CT

**Note:** Values up to two weeks in the past on the chart of Cases by Date above can change as we update it with new information from disease investigation.

## COVID-19 LTCF\* and Non-LTCF Deaths by Date of Death through August 6, 2020\*\*, Mississippi

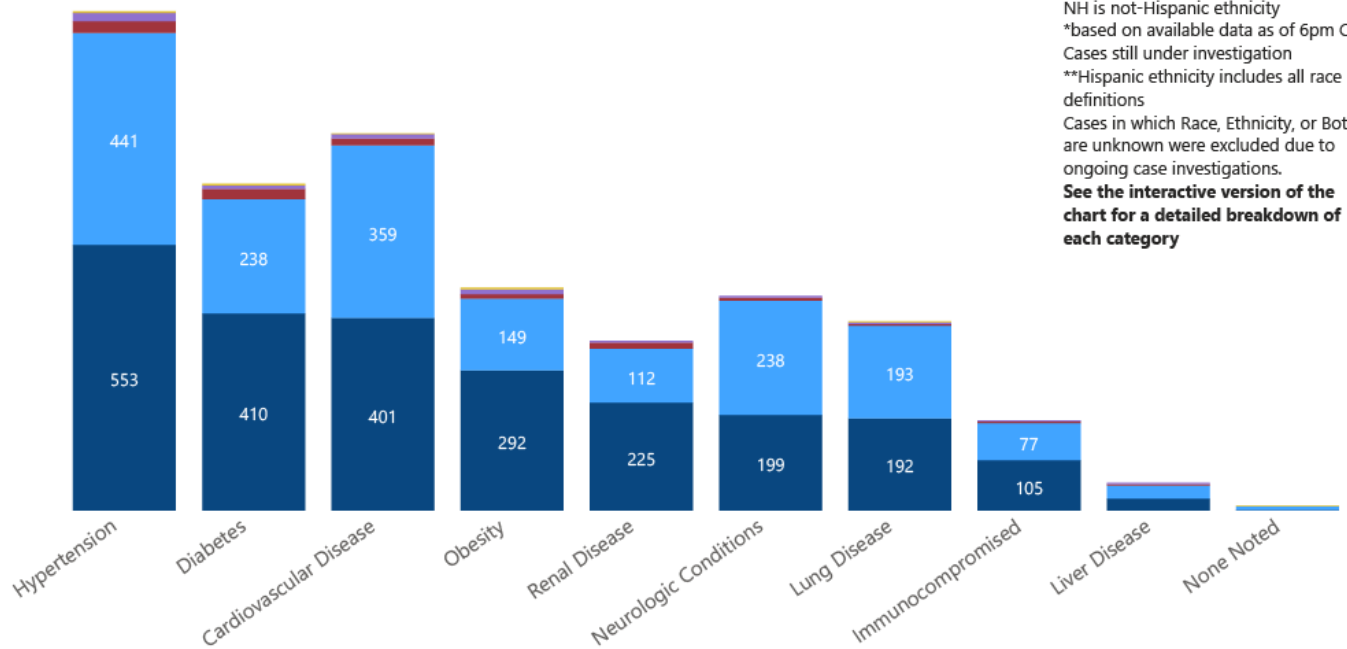
● Resident of LTCF Deaths ● Non-Resident of LTCF Deaths — 7 Day Average

30 \*LTCF is Long Term Care Facility and includes Nursing Homes, ICF-IID, Assisted Living, and Personal Care Homes  
 \*\*based on available data as of 6pm CT  
 \*\*\*7 day average not included for this time period due to possible delays in reporting



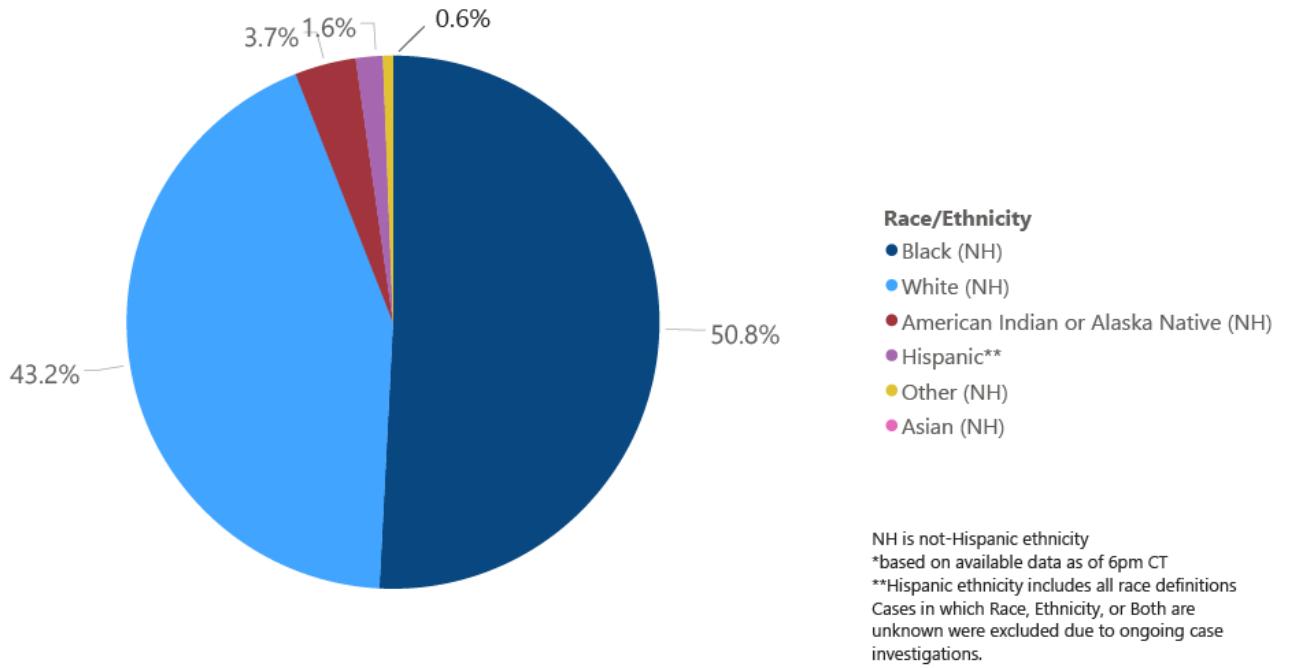
## COVID-19 Underlying Conditions in Deaths by Race/Ethnicity through August 6, 2020\*, Mississippi

Race/Ethnicity ● Black (NH) ● White (NH) ● American Indian or Alaska Native (NH) ● Hispanic\*\* ● Other (NH) ● Asian (NH)

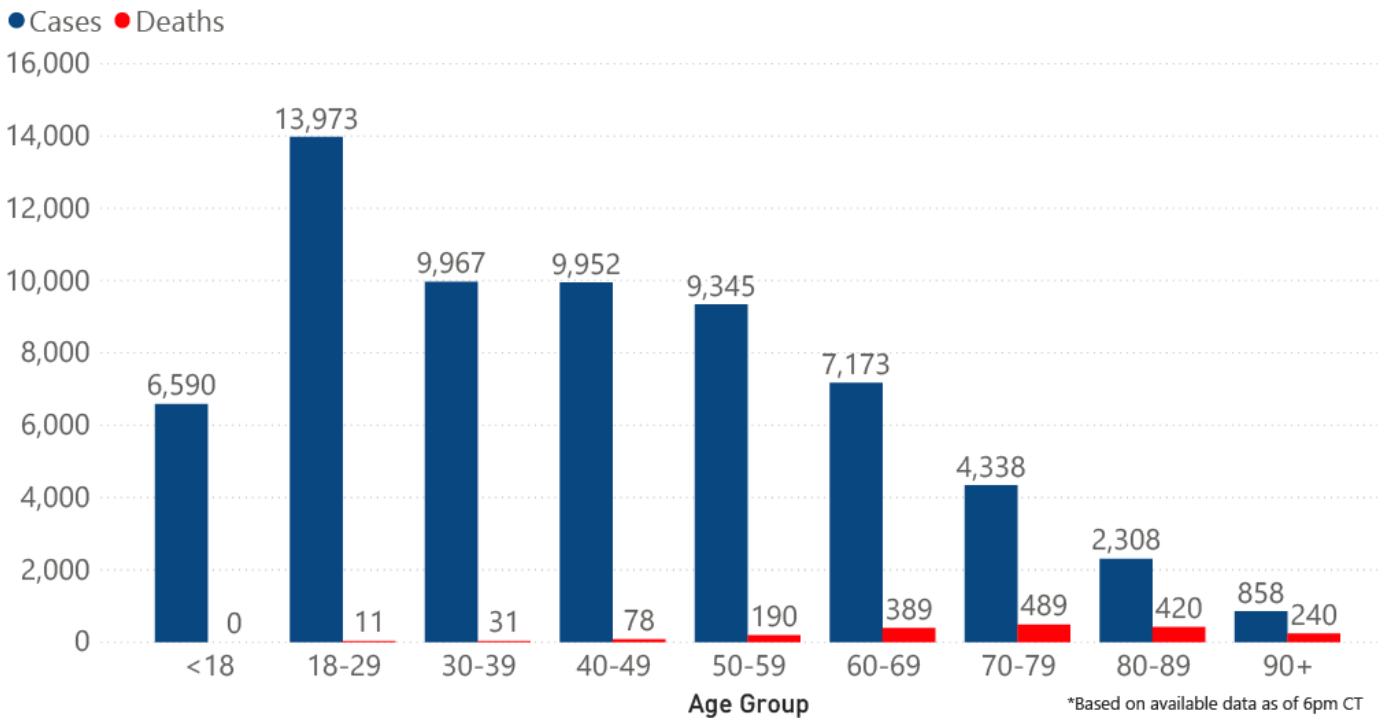


NH is not-Hispanic ethnicity  
 \*based on available data as of 6pm CT; Cases still under investigation  
 \*\*Hispanic ethnicity includes all race definitions  
 Cases in which Race, Ethnicity, or Both are unknown were excluded due to ongoing case investigations.  
**See the interactive version of the chart for a detailed breakdown of each category**

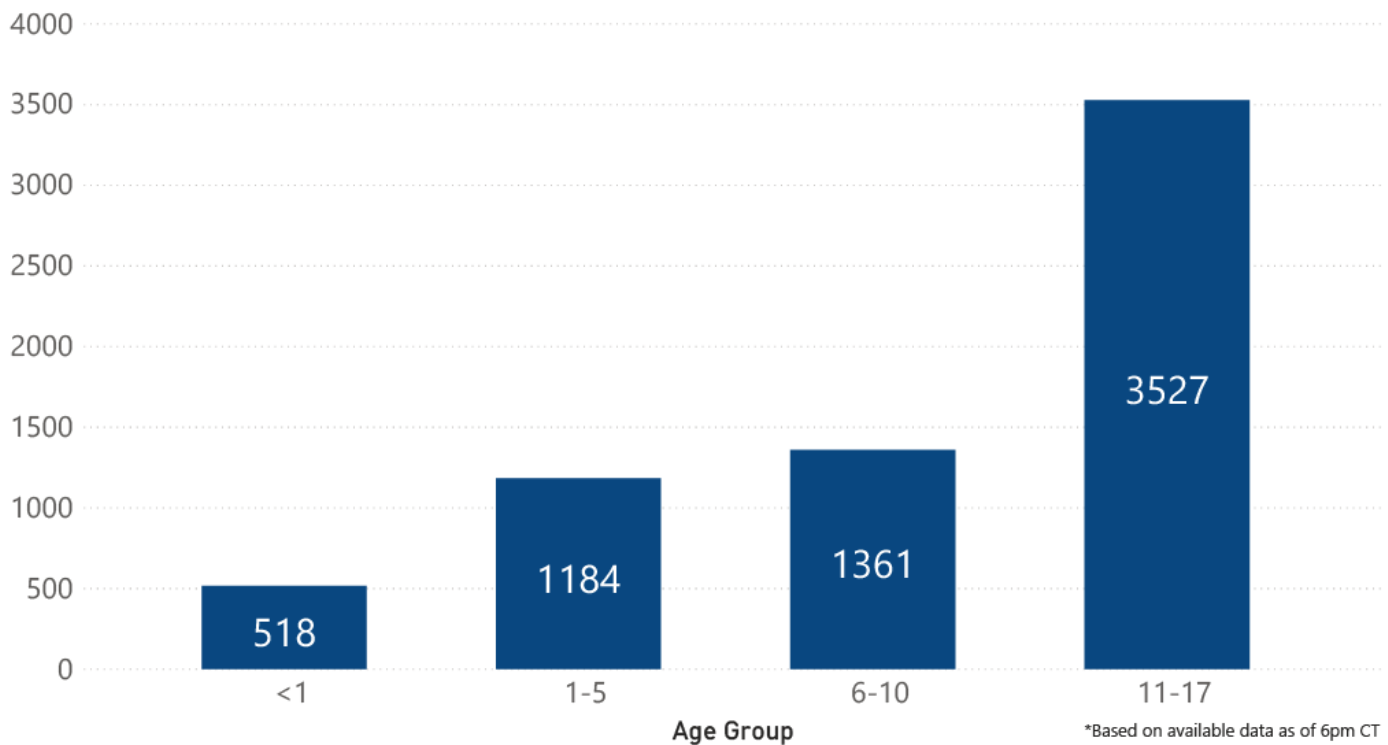
## COVID-19 Deaths by Race/Ethnicity through August 6, 2020\*, Mississippi



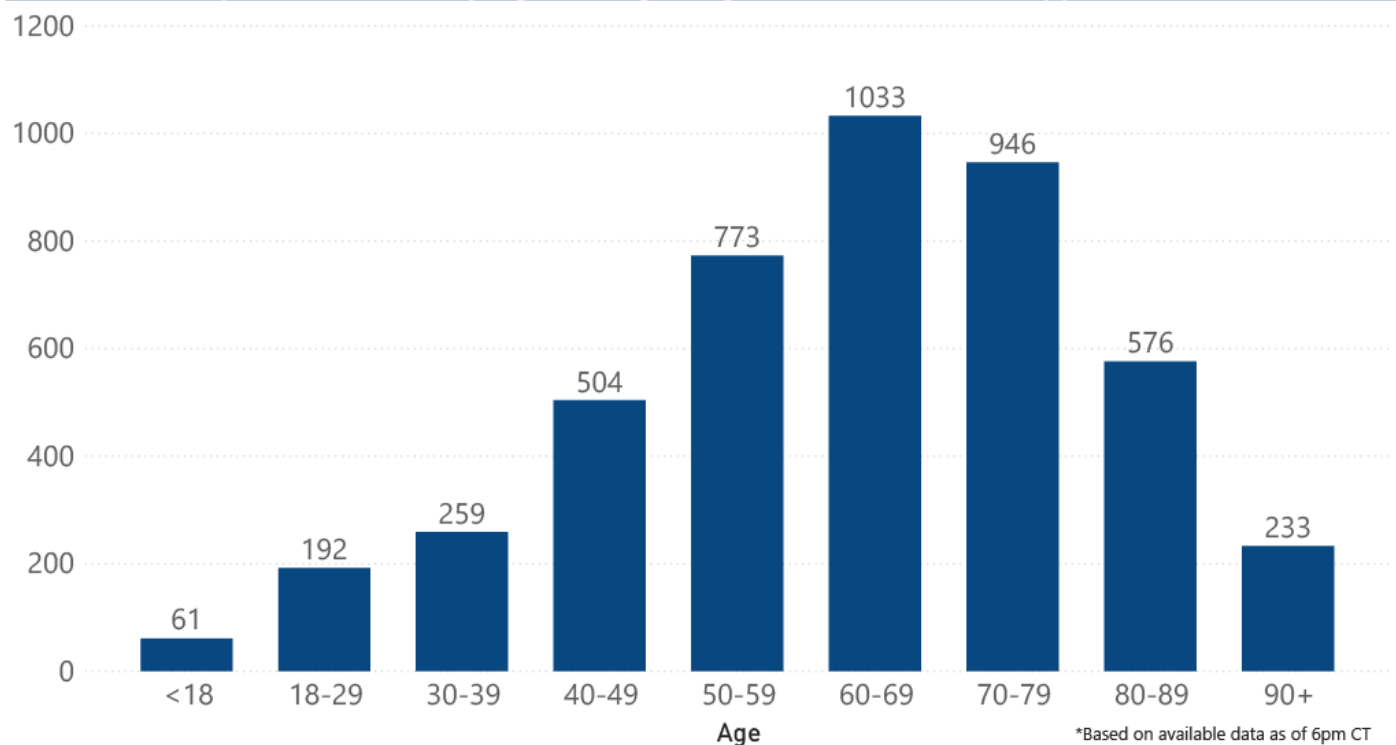
## COVID-19 Cases and Deaths by Age Group through August 6, 2020\*, Mississippi



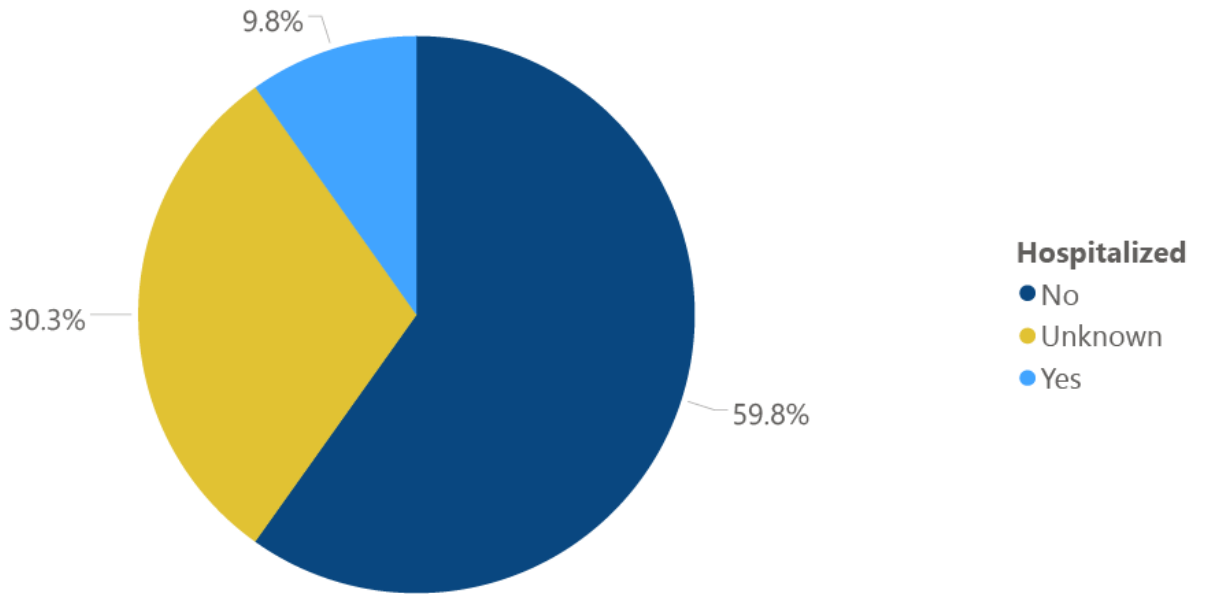
### COVID-19 Pediatric Cases by Age Group through August 6, 2020\*, Mississippi



### COVID-19 Hospitalized Cases by Age through August 6, 2020\*, Mississippi



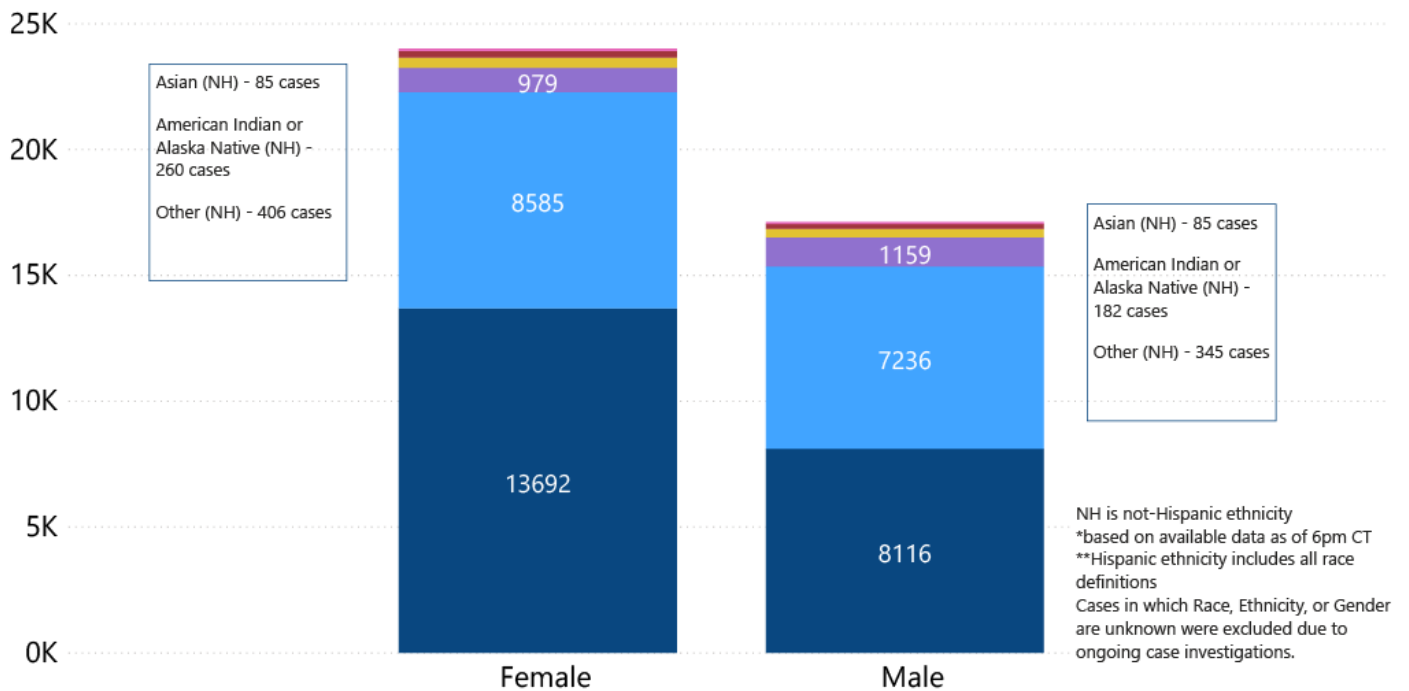
## COVID-19 Cumulative Hospitalizations- Investigated Cases August 6, 2020 \*



\* N=46,613; 18,823 cases excluded due to ongoing investigations, based on available data as of 6 pm CT

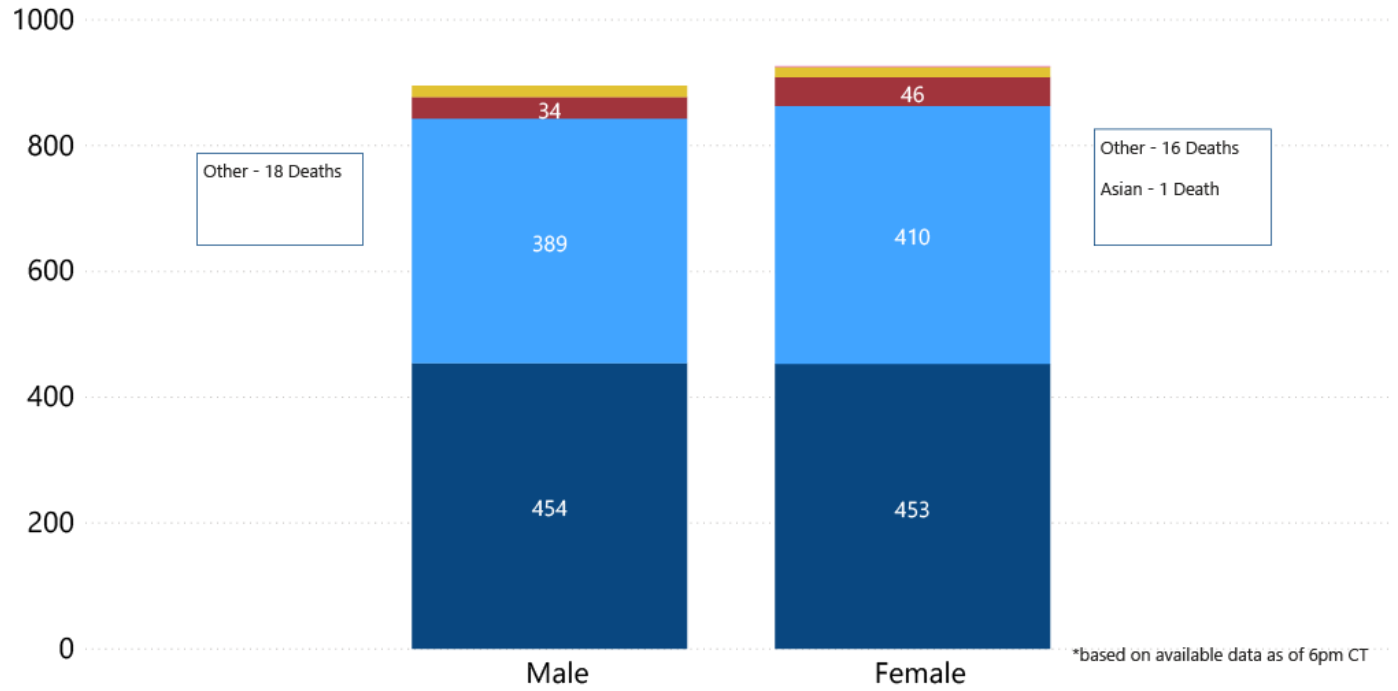
## COVID-19 Cases by Race/Ethnicity and Gender through August 6, 2020\*, Mississippi

**Race/Ethnicity** ● Black (NH) ● White (NH) ● Hispanic\*\* ● Other (NH) ● American Indian or Alaska Native (NH) ● Asian (NH)

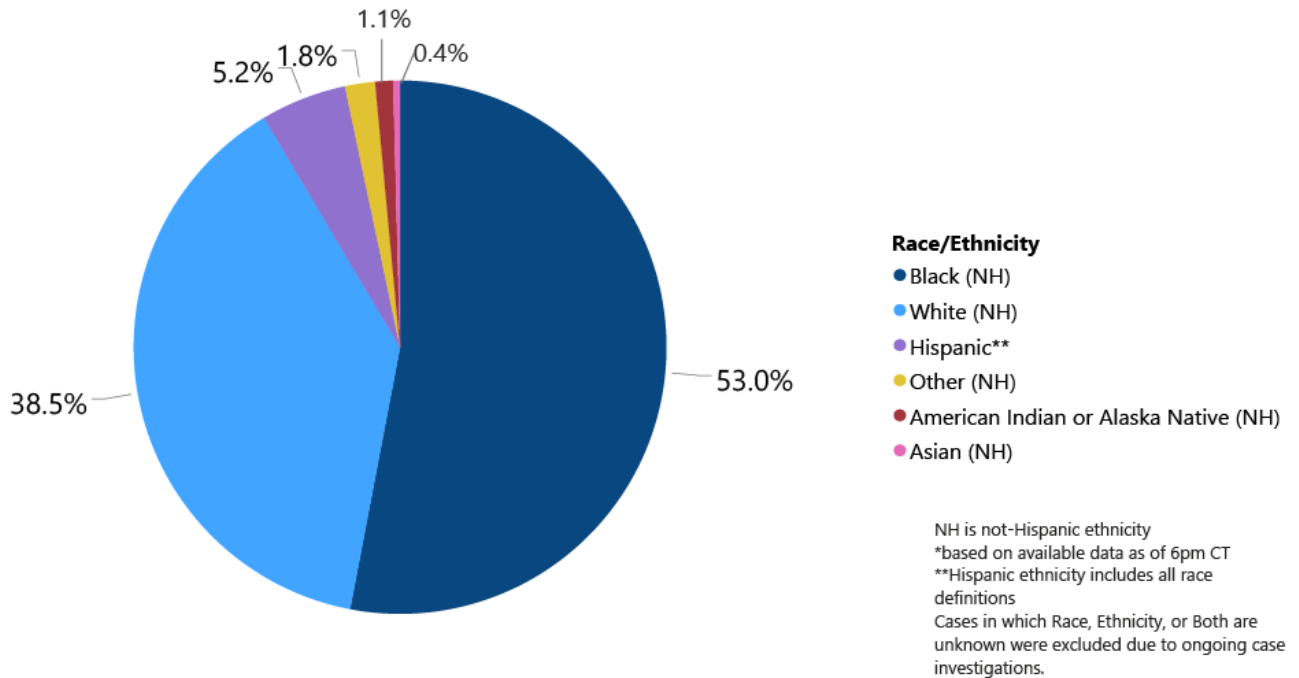


## COVID-19 Deaths by Race and Gender through August 6, 2020\*, Mississippi

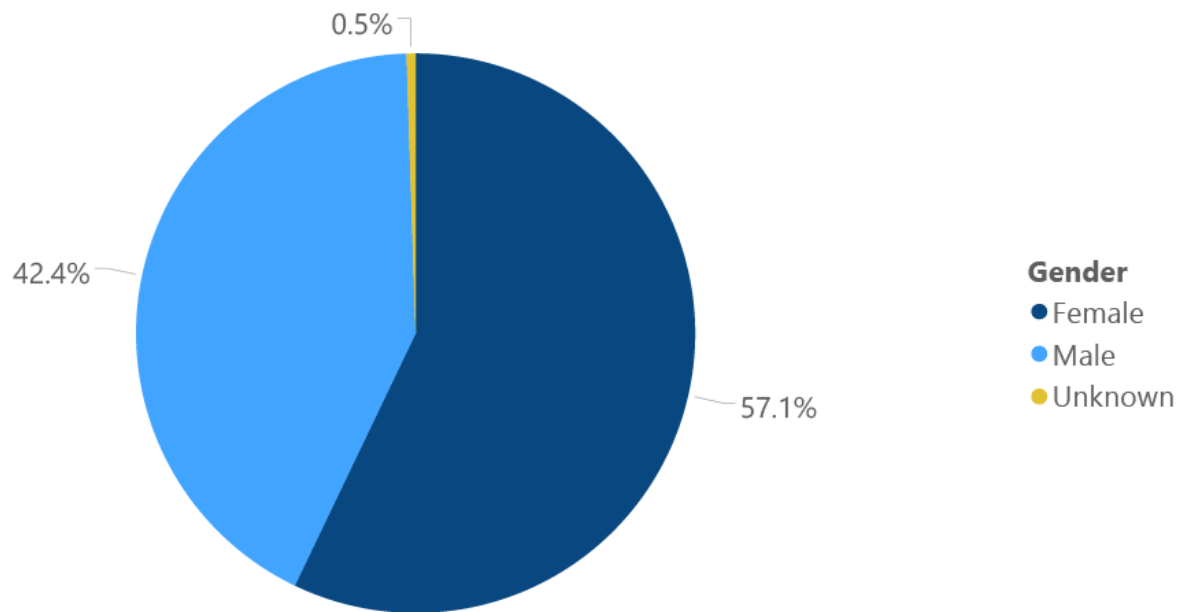
**Race** ● Black ● White ● American Indian or Alaska Native ● Other ● Asian



## COVID-19 Cases by Race/Ethnicity through August 6, 2020\*, Mississippi



## COVID-19 Cases by Gender through August 6, 2020\*, Mississippi



\*Based on available data as of 6pm CT

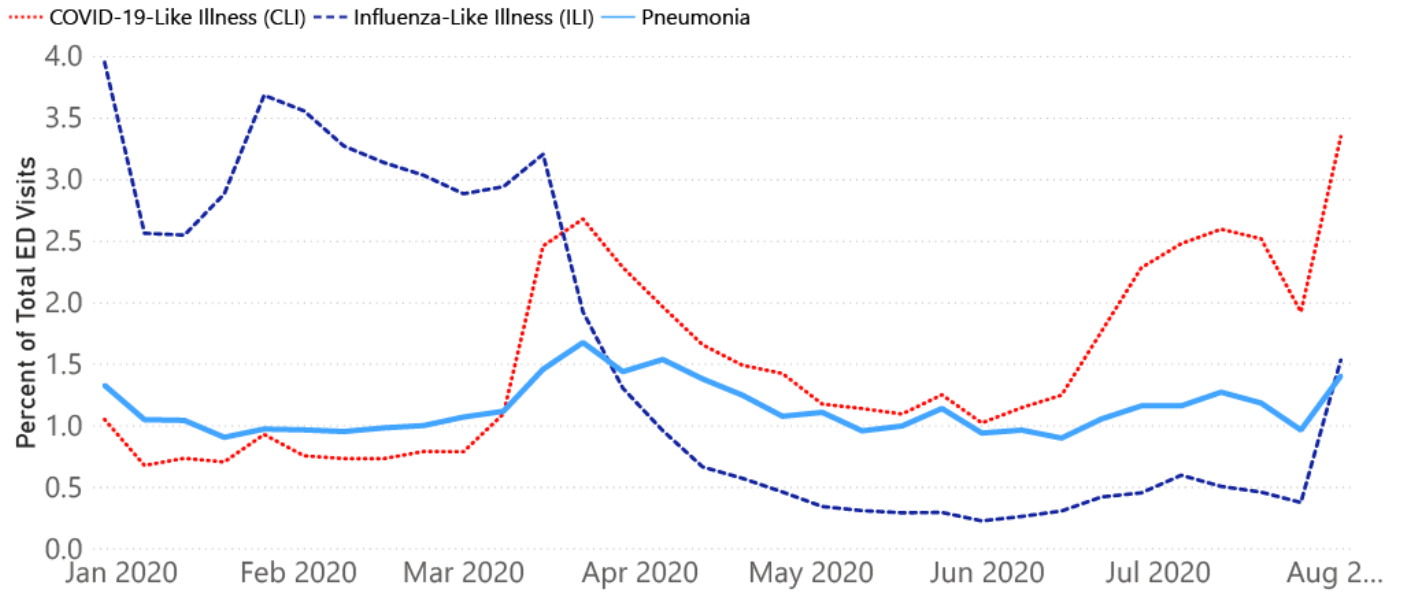
### Weekly High Case and High Incidence Counties

Tracking counties with recent high numbers of COVID-19 cases, adjusted for population, provides insight on where local outbreaks are most serious, and where protective measures should be increased. Coming soon are new weekly reports of counties with a high incidence of COVID-19 cases.

### Syndromic Surveillance

Emergency department visits by those with symptoms characteristic of COVID-19, influenza and pneumonia, updated weekly.

## Percentage of Emergency Department and Clinic visits for CLI, ILI, and Pneumonia Cases Weekly Statewide Summary, December 29, 2019 - August 2, 2020



\*The graph represents syndromic surveillance data from emergency department visits, reported electronically by hospitals throughout the state, that are consistent with COVID-19-Like Illness (CLI), Influenza-Like Illness (ILI), and Pneumonia. Based on available data as of 6pm CT. Graph will be updated weekly.

## Estimated Recoveries

Presumed COVID-19 cases recovered, estimated weekly (does not include cases still under investigation).

### COVID-19 Presumed Recovered Cases through August 2, 2020, Mississippi

# 42,391

## Presumed Recovered\*

\*Reflects Provisional Estimates. Presumed Recovered if:

- 1) It has been 14 days or more since the case tested positive, if they were not hospitalized
- 2) It has been 21 days or more since the case tested positive, if they were hospitalized or hospitalization was unknown.

All deaths excluded. Presumed recovered counts will be updated weekly.

## U.S. and World Cases



- ▶ [COVID-19 cases in the United States \(CDC\)](#)
- ▶ [U.S. COVID-19 Tracker \(CDC\)](#)
- ▶ [COVID-19 Global Case Map \(Johns Hopkins University\)](#)

---

## COVID-19 Testing

### Statewide Combined Testing as of August 6

COVID-19 testing providers around the state include commercial laboratories as well as hospital labs. Combined with testing done by the MSDH Public Health Laboratory, the figures provide a complete picture of all Mississippi testing.

**PCR** testing detects current, active COVID-19 infection in an individual.

**Antibody** (serology) testing identifies individuals with past COVID-19 infection based on antibodies they develop one to three weeks after infection.

	<b>Total tests</b>	<b>PCR</b>	<b>Antibody</b>
MSDH Public Health Laboratory	84,917	84,917	0
Other testing providers	418,250	401,154	17,096
Total tests for COVID-19 statewide	<b>503,167</b>	<b>486,071</b>	<b>17,096</b>

### MSDH Individuals Tested as of August 6

MSDH Public Health Laboratory (MPHL) testing totals as of 3 p.m. These totals are for tests performed at the MPHL only.

- Total individuals tested by the MPHL: **67,469**
- Total positive individuals from MPHL tests: **7,565**

### Getting Tested for COVID-19

The MSDH Public Health Laboratory, its partners, and private providers are testing statewide for COVID-19.

Anyone with symptoms of fever, severe cough or severe chest pains – especially those who are older or in poor health – should make arrangements for testing with their doctor or one of the many healthcare providers now performing testing. Healthcare providers can assess your health history and symptoms, and perform testing for COVID-19 as needed. MSDH is also helping conduct free drive-up testing sites in many parts of the state. **Always call ahead to the testing provider for instructions on safely being examined before you visit for your test.**

- ▶ [Find a COVID-19 testing provider near you](#)

- ▶ [Video: A tour through COVID-19 testing at the MSDH Public Health Lab](#)

# Prevention and Guidance for Individuals and the Community

- ▶ [Preventive steps to take, recommendations, guidance and general information on COVID-19](#)

Get health alerts and our free newsletter by e-mail:  [+](#)

Last reviewed on Mar 5,  
2020

[error on this](#)

[email page](#)

[print](#)

## *Related resources*

- ▶ [Local COVID-19 Testing Providers](#)
- ▶ [COVID-19 Guidance and Prevention for Individuals and the Community](#)  
Updated August 7, 2020


## *More topics*

- ▶ [\[ Espanol, Tieng Viet, ASL \]](#)
- ▶ [COVID-19 County Data](#)
- ▶ [COVID-19 Hospital Reports](#)
- ▶ [Diagnostic Testing EUA](#)
- ▶ [Handouts and Posters](#)
- ▶ [Healthcare Professionals](#)
- ▶ [Interactive Map and Charts](#)
- ▶ [Prevention and Safety Guidance](#)
- ▶ [Testing for COVID-19](#)

Over 65?

**Stay Home.  
Stay Safe.  
Stay Healthy.**

[LEARN MORE](#)



## AGENCY

[About Us](#)

[Administration](#)

[Board of Health](#)

[County Offices](#)

[Institutional Review](#)

[Jobs](#)

[Locations](#)

[Public Health Laboratory](#)

[RFPs/Grants](#)

[More »](#)

[Intranet](#)

[OHIT+ER Service Center](#)

[Webmail](#)

#### **INFORMATION**

---

[Apps](#)

[Calendar of Events](#)

[Contact Us](#)

[Meetings](#)

[Health Resources](#)

[Hotlines](#)

[Locations](#)

[News](#)

[Newsletter](#)

[Phone Numbers](#)

[Español](#)

#### **I NEED A ...**

---

[Birth Certificate](#)

[Certificate of Need](#)

[Children's Health Insurance](#)

[Complaint Form](#)

[Criminal History Check](#)

[Death Certificate](#)

[Divorce Record](#)

[Food Permit](#)

[Immunization Record](#)

[J-1 Visa](#)

[License Verification](#)

[Marriage Record](#)

[Professional License](#)

[Public Records Request](#)

[Wastewater Application](#)

#### **PUBLICATIONS**

---

[Annual Report](#)

[CON Weekly Reports](#)

[Health Facilities Directory](#)

[Mississippi Morbidity Reports](#)

[Public Health Report](#)

[State Health Plan](#)

[Strategic Plan](#)

[More »](#)

